

\$100

THE ABA  
YEARS



DALLAS  
FORT  
WORTH  
LUBBOCK



CHAPARRALS

TEXAS

Chaparrals



70 71

PRESS - RADIO - TV GUIDE

# A LOOK BACK AT THE ABA YEARS

## THE COACHES

---

1967-69 - CLIFF HAGAN

1969-70 - CLIFF HAGAN & MAX WILLIAMS

1970-71 - MAX WILLIAMS & BILL BLAKELEY

1971-72 - TOM NISSALKE

1972-73 - BABE MCCARTHY & DAVE BROWN

1973-74 - TOM NISSALKE

1974-76 - BOB BASS



## THE STARS

---

### CLIFF HAGAN

#### FIRST PLAYER-COACH

Player-Coach Cliff Hagan was a big reason for the Chaparrals early success ... he was a five-time All-Star with the St. Louis Hawks prior to arriving in Dallas ... his physical style was perfect for the ABA and in his first season of 1967-68, Hagan averaged 18.2 points per game, leading to another All-Star selection. He was relieved of his coaching duties in January 1970, when General Manager Max Williams took over as head coach.

### JOHN BEASLEY

#### 1968, 1969 & 1970 ABA ALL-STAR

John Beasley was the biggest surprise for the Dallas Chaparrals in their inaugural season ... in his first year, Beasley averaged 19.7 points per game ... he made the ABA All-Star Team each of his first three seasons and was named the MVP of the 1969 All-Star Game ... he also garnered All-ABA Second Team honors in 1968 and 1969 ... Beasley ranks second in Spurs ABA history in games, points, field goals made and field goals attempted ... for his career with the Chaparrals, Beasley averaged 17.9 points and 11.0 rebounds while shooting .494 from the field and .828 from the free throw line.

### RON BOONE


#### 1968-69 ABA ALL-ROOKIE FIRST TEAM

A major bright spot of the Chaparrals' 1968-69 season was rookie phenom Ron Boone ... Boone attracted very little attention during his college career at Idaho State, but that all changed when he got to the pros ... Boone finished second to Warren Armstrong of Oakland for Rookie of the Year accolades ... in his rookie season, Boone averaged 18.9 points, 5.1 rebounds and 3.6 assists while shooting .434 from the field and .812 from the free throw line.

### GLEN COMBS

#### 1970 ABA ALL-STAR

Glen Combs shined along with Boone during his rookie season ... in 1968-69, Combs averaged 15.4 points per game while shooting .361 from three-point range ... the following year, Combs averaged a team-high 22.2 points in addition to 3.4 rebounds and 4.1 assists ... he made one All-Star appearance as a Chaparral in 1970.



## CINCINNATUS POWELL

### 1970 ABA ALL-STAR

Cincinnatus 'Cincy' Powell averaged 19.3 points, 9.0 rebounds and 2.1 assists, while shooting .476 from the field during his time in Dallas ... Powell was named to the 1967-68 All-ABA Second Team ... he also earned one trip to the All-Star Game in 1970.

## RICH JONES

### 1973 & 1974 ABA ALL-STAR

For his career with the Chaparrals/Spurs, which spanned six seasons (1969-75), Rich Jones averaged 16.5 points, 8.0 rebounds and 3.1 assists, while shooting .430 from the field and .318 from three-point range ... Jones is the Spurs all-time ABA leader in games, points, field goals made and field goals attempted ... he also ranks second in free throws made and attempted, rebounds and assists ... Jones was a two-time All-Star in 1973 and 1974.

## SWEN NATER

### 1974 ABA ROOKIE OF THE YEAR

The first big move in Spurs history paid dividends from the start ... in November, 1973 the Spurs obtained Swen Nater from the Virginia Squires in exchange for draft picks and cash ... Nater appeared in 62 games with San Antonio after playing in 17 games with the Squires during the 1973-74 season ... for the season he totaled 79 games, averaging 14.1 points and 12.6 rebounds while shooting .552 from the field ... in addition to winning ABA Rookie of the Year honors, Nater was named to the All-ABA Second Team, appeared in the 1974 ABA All-Star Game and led the league in field goal percentage.

## GEORGE GERVIN



### 1974, 1975 & 1976 ABA ALL-STAR

During his ABA years with the Spurs, George Gervin made three consecutive All-Star appearances from 1974-76 ... he also was a two-time All-ABA Second Team member for the 1974-75 and 1975-76 seasons ... Gervin's best ABA season with the Spurs came in 1974-75 when he averaged 23.4 points and 8.3 rebounds ... for his ABA career with the Spurs, which spanned three seasons (1973-76), Gervin averaged 22.2 points, 7.6 rebounds and 2.4 assists, while shooting .484 from the field and .844 from the free throw line.

## JAMES SILAS

### 1976 ALL-ABA FIRST TEAM

James Silas enjoyed the best season of his 10-year career during the 1975-76 season ... he appeared in all 84 games, averaging 23.8 points, 5.4 assists, 4.0 rebounds and 1.85 steals in 37.0 minutes per contest ... Silas was the first Spur to be named to the All-ABA First Team and also earned a spot on the 1976 ABA All-Star Team.



## THE BIG STORIES

### THE BEGINNING

February 2, 1967

On February 2, 1967, a Dallas ABA franchise is awarded for \$30,000 to August Speth, Gary Davidson, John Klug, James Peters ... the team is sold prior to the league's first season to a group including Robert S. Folsom, J. Lindsay Embrey, Richard Bruton, Joseph W. Geary, Graham R. E. Koch and Lawrence S. Pollock ... Folsom was named President ... Max Williams was named General Manager ... the team played in Memorial Auditorium and Moody Coliseum ... Cliff Hagan ended his one-year retirement to become the team's player-coach ... they drafted Pat Riley (who signed with San Diego of the NBA) ... they signed John Beasley, Charlie Beasley, Cincy Powell, Maurice McHartley, and Bob Verga.

### "DALLAS" BECOMES "TEXAS"

1970-71 Season

For the 1970-71 season, Chaparrals management tried its greatest experiment – regionalization ... the name of the team was changed to the "Texas" Chaparrals ... while Texas still played most of its games in Dallas, the team also played in Lubbock and Fort Worth ... this experiment fizzled in a dramatic way ... while the crowds in Dallas remained strong, attendance in Fort Worth and Lubbock steadily declined over the season ... the breaking point came on January 5, 1971, when less than 200 fans showed up in Fort Worth to see the Chaps play the Pittsburgh Condors (the crowd was actually announced as 500) ... management promptly canceled the last five games scheduled for Fort Worth and switched them to Dallas.

### FIRST NBA-ABA EXHIBITION GAME

September 21, 1971

In the summer of 1971, a merger between the NBA and ABA appeared imminent ... Basketball Weekly reported that "The American basketball public is clamoring for a merger. So are the NBA and ABA owners, the two commissioners and every college coach. The war is over. The Armistice will be signed soon" ... in this short-lived congenial atmosphere, the two leagues agreed to play preseason interleague exhibition games for the first time ... even though the merger talks fell apart before the 1971-72 season, the ABA vs. NBA exhibition games stayed alive ... the Chaparrals hosted the first NBA vs. ABA game on September 21, 1971 ... Kareem Abdul-Jabbar scored 32 points to lead the NBA's Milwaukee Bucks past John Beasley and the ABA Dallas Chaparrals, 106-103 ... 7,800 fans paid the largest gate in Dallas franchise history to see the game.



## CHAPARRALS MOVE SOUTH

Summer of 1973

When the Dallas Chaparrals first moved to San Antonio in the summer of 1973, the franchise was actually on a three-year lease ... shortly after the 1972-73 season ended a group of San Antonio businessmen - led by John Schaefer, Red McCombs, Angelo Drossos and Art Burdick negotiated the unique deal ... the first ownership group consisted of 35 stockholders ... the team struggled to gain interest early said treasurer Maury Holden, "I can remember one night, Pat Tallman (the Spurs PA announcer) said it might be easier to introduce the people in the crowd instead of the starting line-ups." ... as the season went on the support grew ... during the season the group of 27 investors arranged to purchase the team from the Dallas group and by the end of the season - after the team had acquired Swen Nater and George Gervin - Spurs fever had arrived in San Antonio.

## SPURS FIRST GAME

October 10, 1973

In the first game in San Antonio history, the Silver and Black fell to the San Diego Conquistadors 121-106 in the HemisFair Arena in front of 5,879 fans ... the starting lineup that night was Rich Jones, Goo Kennedy, Bob Netolicky, Joe Hamilton and James Silas ... the Conquistadors were coached by NBA legend Wilt Chamberlain ... Chamberlain was assisted by Stan Albeck, who would go on to coach the Spurs from 1980-83.



## THE ICEMAN COMETH

January 30, 1974

It wasn't easy but it was worth it ... the official date is January 30, 1974 ... that's when George Gervin was obtained by San Antonio as Virginia sold his rights to the Spurs ... but after the trade it took a few weeks before "Iceman" was free and clear to become a Spur ... the Squires were in financial trouble and had been unloading players (including Julius Erving and Swen Nater) ... so then the ABA - and eventually Virginia - contested the Gervin deal ... first Gervin had to hide out in a San Antonio hotel room for about a week ... then on February 7 he finally made his Spurs debut (finishing with 12 points in 27 minutes vs. Utah) but only after U.S District Court Judge Adrian Spears granted the Spurs a 10-day restraining order against the Squires and the ABA clearing Gervin to suit up for the Silver and Black ... finally by the middle of February all the legal issues were dealt with and Gervin was a Spur ... Gervin spent 12 of his 14 professional seasons with the Spurs and on February 5, 1996, was elected to the Basketball Hall of Fame.



## THE MERGER

June 17, 1976

Thanks to the leadership of Angelo Drossos the Spurs were one of four ABA teams - along with the Denver Nuggets, the Indiana Pacers and the New York Nets - to jump to the NBA as part of a merger between the two leagues ... it was a long struggle for Drossos and the Spurs ... in January of 1976 he was named to an ABA committee pursuing the merger ... then, when the merger occurred, Drossos was forced to find 30 new investors to cover the \$5 million NBA entry fee.

## NEWS AND NOTES



- The Dallas Chaparrals always hovered near the middle of the ABA pack ... around the league, the Chaps were known for the vast wealth of their ownership group ... while the Dallas owners had money, they refused to spend it on their basketball team ... the Chaps rarely, if ever, signed any of their high draft picks ... in fact, the best draft "find" in Dallas franchise history, Ron Boone, was a relatively unknown eighth round pick.
- In the ABA's inaugural season, the Chaps had the fourth best record in the league and finished second in the Western Division ... they crushed the Houston Mavericks in the first round of the playoffs, but then easily succumbed to the New Orleans Buccaneers in the Western Division Finals ... the chief reason for the team's early success was player-coach Cliff Hagan, the former NBA All-Star with the St. Louis Hawks ... Hagan's physical style was perfect for the early ABA, and he averaged 18.2 points per game that first year.
- Things started to change by Dallas' third season though ... the team struggled early on as enforcer Cincy Powell suffered both a broken jaw and a sprained ankle ... Hagan's coaching style also began to grate on his players and team management ... some Dallas players hated playing for Hagan because he was a "screamer" ... Chaps management felt that what the team needed was more encouragement, rather than constant yelling and screaming ... Hagan was fired in January 1970, and General Manager Max Williams took over the team ... the team improved a little after Williams took over (it averaged an impressive 128 points per game), and finished in second place behind Denver ... Glen Combs probably was the team's MVP, averaging 22.2 points per game ... in the playoffs however, Dallas was upset in the first round by the surprising Los Angeles Stars.
- For the 1970-71 season, the team lacked direction and confidence -- team leader John Beasley had been traded ... rookies Rich Jones and Joe Hamilton showed promise, but could not carry the team ... most of the season, Texas engaged in a nip and tuck battle with Denver for the last playoff spot in the Western Division ... General Manager Max Williams watched his team struggle in last place early in the season before he finally decided to fire himself ... he gave up the coaching position to Bill Blakeley, who promptly lost two games in a row for the first time in his 13 year head coaching career ... in the middle of the season, the team made a trade which it would live to regret -- it sent Ron Boone and Glen Combs to Utah for a disgruntled Donnie Freeman and a banged-up Wayne Hightower ... observers first thought that Texas got the better deal--but soon changed their minds as Boone and Combs became important elements of Utah's 1971 championship team ... in fact, after Texas nipped the Denver Rockets in a one-game playoff for the final playoff spot in the Western Division, Boone and Combs led Utah past Texas in four straight games.
- For the next season, the team "returned" to Dallas and played all of its games there ... their new young coach was Tom Nissalke, the former assistant coach of the NBA's Milwaukee Bucks ... Nissalke got the most out of his players (including the talented Rich Jones and Joe Hamilton) and managed to guide the team to a .500 record and third place in the Western Division ... for his efforts, Nissalke won the ABA Coach of the Year award ... however, Dallas was once again swept by Utah in four straight games in the first round of the playoffs.
- Strangely, the team declined to hang on to Nissalke ... Nissalke promptly found a new head coaching job with the Seattle Supersonics of the NBA ... the Chaps' latest coach was Babe "Magnolia Mouth" McCarthy ... unfortunately, the team floundered under McCarthy, and the respected coach was fired ... the Chaps finished with only 28 wins, two games behind the ABA's new expansion team, the San Diego Conquistadors ... for the first time in their existence, the franchise failed to make the playoffs ... it was also the last season for the team in Dallas, as the owners decided to lease the team to Angelo Drossos in San Antonio for the 1973-74 season ... the team became the San Antonio Spurs, and eventually stayed in that city under the ownership of Drossos.

# A LOOK BACK AT THE ABA YEARS

- In an attempt to get the team back to their winning ways, they brought back Head Coach Tom Nissalke for the 1974-75 season ... However, midway through the season, Bob Bass replaced Nissalke when he was named head coach on December 13, 1974 ... Bass was credited with instilling a run-and-gun style to the Spurs attack ... he also moved George Gervin from forward to guard ... Bass would go on to have an illustrious career in San Antonio, serving in a variety of roles: general manager, vice president of basketball operations, assistant to the chairman, head coach and assistant coach during his 20 years with the Spurs ... During his 1,617 games in San Antonio, the Spurs posted a 877-740 record ... Bass was twice named NBA Executive of the Year (in 1990 with the Spurs and in 1997 with the Charlotte Hornets).
- San Antonio hosted the 1975 ABA All-Star Game ... a crowd of 10,449 packed the HemisFair Arena as the East beat the West 151-124 on Jan. 28, 1975 ... the Western squad featured three Spurs – George Gervin, Swen Nater and James Silas ... Willie Nelson sang the National Anthem and Freddie Lewis was the MVP of the game (as MVP he was awarded a horse – Tuff Julie – and a hand-sewn saddle ... but rather than try to ship the horse to his home in Arizona he instead took the auction price of \$1,950).
- Fans in the Alamo City saw one of the more interesting, albeit one of the last games in ABA history on April 7, 1976 ... a leak in the roof at the HemisFair Arena forced the Spurs-Indiana Pacers game to be played under some different rules ... because a portion of the court was coned off in the slippery area it was decided there would be no pressing of the ball handler outside of the 3-point lines and there would be no fast break allowed ... the game was also played with a running clock on dead balls to make up for the nearly 40-minute delay to get the court "game-ready" ... the Spurs ended up winning the game 96-75 ... arena officials weren't out of the woods after the game either ... with the Spurs set to host the New York Nets in the ABA playoffs two days later, contractors were able to patch the leaks in HemisFair's roof , however they could not guarantee the patches in the event of another rain storm ... luckily for everyone involved the weather cooperated and no new "rules" were needed in the playoffs.

SOURCE/PHOTO CREDIT: [www.remembertheaba.com](http://www.remembertheaba.com)



# A LOOK BACK AT THE ABA YEARS

## \*SPURS / CHAPARRALS ABA ALL-TIME REGULAR SEASON LEADERS

---

### GAMES

391 – Rich Jones  
334 – John Beasley  
328 – James Silas  
324 – Coby Dietrick  
292 – Joe Hamilton  
276 – Charles Beasley  
213 – George Karl  
228 – Cincinnati Powell  
211 – Goo Kennedy  
204 – Ron Boone

---

### FG ATTEMPTED

6,002 – Rich Jones  
4,873 – John Beasley  
4,216 – James Silas  
3,468 – Cincinnati Powell  
3,464 – George Gervin  
3,461 – Joe Hamilton  
3,155 – Donnie Freeman  
3,032 – Glen Combs  
2,932 – Ron Boone  
2,056 – Charles Beasley

---

### 3-PT FG ATTEMPTED

732 – Glen Combs  
694 – Joe Hamilton  
365 – Rich Jones  
135 – Ron Boone  
124 – Charles Beasley  
116 – George Gervin  
81 – Steve Jones  
80 – John Beasley  
61 – Skeeter Swift  
57 – Tom Hagan

---

### FT ATTEMPTED

2,020 – James Silas  
1,549 – Rich Jones  
1,485 – Cincinnati Powell  
1,385 – John Beasley  
1,214 – Glen Combs  
1,198 – Donnie Freeman  
1,099 – Ron Boone  
993 – George Gervin  
907 – Joe Hamilton  
828 – Charles Beasley

---

### POINTS

6,466 – Rich Jones  
5,983 – John Beasley  
5,978 – James Silas  
4,392 – Cincinnati Powell  
4,219 – George Gervin  
3,920 – Donnie Freeman  
3,839 – Glen Combs  
3,781 – Joe Hamilton  
3,495 – Ron Boone  
2,622 – Charles Beasley

---

### FG PCT. (500 MADE)

.558 – Goo Kennedy (793-1,422)  
.546 – Swen Nater (878-1,609)  
.504 – Billy Paultz (566-1,124)  
.504 – James Silas (2,123-4,216)  
.496 – Cliff Hagan (511-1,031)  
.494 – John Beasley (2,407-4,873)  
.486 – Bob Netolicky (750-1,542)  
.484 – George Gervin (1,675-3,464)  
.483 – Manny Leaks (987-2,043)  
.481 – Larry Kenon (647-1,344)

---

### 3-PT FG PCT. (10 MADE)

.355 – Glen Combs (260-732)  
.346 – Steve Jones (28-81)  
.333 – Tom Hagan (19-57)  
.328 – Skeeter Swift (20-61)  
.326 – Ron Boone (44-135)  
.318 – Rich Jones (116-365)  
.311 – Joe Hamilton (216-694)  
.275 – John Beasley (22-80)  
.267 – George Gervin (31-116)  
.261 – Larry Jones (12-46)

---

### FT PCT. (400 MADE)

.865 – Charles Beasley (716-828)  
.859 – Steve Jones (422-491)  
.857 – James Silas (1,732-2,020)  
.844 – George Gervin (838-993)  
.828 – John Beasley (1,147-1,385)  
.813 – Donnie Freeman (974-1,198)  
.810 – Joe Hamilton (735-907)  
.807 – Cliff Hagan (401-497)  
.800 – Glen Combs (971-1,214)  
.796 – Ron Boone (875-1,099)

---

### FG MADE

2,578 – Rich Jones  
2,407 – John Beasley  
2,123 – James Silas  
1,675 – George Gervin  
1,650 – Cincinnati Powell  
1,472 – Donnie Freeman  
1,415 – Joe Hamilton  
1,304 – Glen Combs  
1,288 – Ron Boone  
987 – Manny Leaks

---

### 3-PT FG MADE

260 – Glen Combs  
216 – Joe Hamilton  
116 – Rich Jones  
44 – Ron Boone  
31 – George Gervin  
30 – Charles Beasley  
28 – Steve Jones  
22 – John Beasley  
20 – Skeeter Swift  
19 – Tom Hagan

---

### FT MADE

1,732 – James Silas  
1,194 – Rich Jones  
1,147 – John Beasley  
1,087 – Cincinnati Powell  
974 – Donnie Freeman  
971 – Glen Combs  
875 – Ron Boone  
838 – George Gervin  
735 – Joe Hamilton  
716 – Charles Beasley

---

### REBOUNDS

3,673 – John Beasley  
3,137 – Rich Jones  
2,123 – Swen Nater  
2,047 – Cincinnati Powell  
1,782 – Coby Dietrick  
1,763 – Manny Leaks  
1,449 – George Gervin  
1,362 – Goo Kennedy  
1,324 – James Silas  
1,138 – John Smith

---

### ASSISTS

1,413 – James Silas  
1,217 – Rich Jones  
1,092 – Joe Hamilton  
858 – Charles Beasley  
744 – George Karl  
716 – Coby Dietrick  
695 – Glen Combs  
693 – Ron Boone  
662 – Donnie Freeman  
514 – John Beasley

---

### STEALS\*

356 – James Silas  
267 – George Gervin  
238 – Coby Dietrick  
221 – George Karl  
158 – Rich Jones  
123 – Mike Gale  
91 – Larry Kenon  
69 – Swen Nater  
65 – Donnie Freeman  
63 – Bird Averitt

---

### PERSONAL FOULS

1,365 – Rich Jones  
1,032 – Coby Dietrick  
1,014 – John Beasley  
1,013 – James Silas  
820 – Joe Hamilton  
779 – Cincinnati Powell  
777 – Goo Kennedy  
701 – Ron Boone  
681 – George Gervin  
649 – Charles Beasley

---

### TURNOVERS

912 – Rich Jones  
896 – James Silas  
791 – Ron Boone  
653 – Cincinnati Powell  
584 – Glen Combs  
541 – Charles Beasley  
539 – John Beasley  
530 – George Gervin  
473 – Coby Dietrick  
473 – Joe Hamilton

---

### BLOCKED SHOTS\*

291 – George Gervin  
253 – Billy Paultz  
236 – Coby Dietrick  
135 – Swen Nater  
49 – James Silas  
45 – Rich Jones  
43 – Larry Kenon  
40 – Mike Gale  
30 – Mark Olberding  
20 – George Karl

---

\*Steals and Blocked Shots were not recorded until the 1973-74 season

# A LOOK BACK AT THE ABA YEARS

## \*SPURS / CHAPARRALS ABA ALL-TIME PLAYOFF LEADERS

---

### GAMES

27 – Rich Jones  
25 – John Beasley  
23 – Charles Beasley  
21 – Cincinnatus Powell  
20 – Coby Dietrick  
20 – George Gervin  
17 – George Karl  
16 – Bob Bedell  
14 – Donnie Freeman  
14 – James Silas

---

### FG ATTEMPTED

414 – George Gervin  
366 – Cincinnatus Powell  
365 – John Beasley  
303 – Rich Jones  
262 – Glen Combs  
259 – Donnie Freeman  
218 – Charles Beasley  
202 – James Silas  
182 – Ron Boone  
169 – Swen Nater

---

### 3-PT FG ATTEMPTED

60 – Glen Combs  
23 – Joe Hamilton  
23 – Rich Jones  
18 – Charles Beasley  
16 – George Gervin  
13 – John Beasley  
12 – Ron Boone  
12 – Levern Tart  
9 – Bob Bedell  
6 – Cincinnatus Powell

---

### REBOUNDS

280 – John Beasley  
236 – Cincinnatus Powell  
200 – George Gervin  
181 – Swen Nater  
168 – Rich Jones  
149 – Manny Leaks  
108 – Coby Dietrick  
80 – Larry Kenon  
78 – Bob Bedell  
72 – 2 tied

---

### POINTS

538 – George Gervin  
458 – Cincinnatus Powell  
446 – John Beasley  
302 – Glen Combs  
295 – Rich Jones  
270 – Donnie Freeman  
264 – Charles Beasley  
247 – James Silas  
207 – Ron Boone  
193 – Swen Nater

---

### FG PCT. (50 MADE)

.543 – Coby Dietrick (70-129)  
.515 – Swen Nater (87-169)  
.490 – John Beasley (179-365)  
.490 – George Gervin (203-414)  
.466 – Larry Kenon (61-131)  
.462 – Ron Boone (84-182)  
.460 – James Silas (93-202)  
.455 – Manny Leaks (76-167)  
.454 – Charles Beasley (99-218)  
.451 – Cincinnatus Powell (165-366)

---

### FT MADE

128 – George Gervin  
127 – Cincinnatus Powell  
85 – John Beasley  
65 – Glen Combs  
63 – Charles Beasley  
61 – James Silas  
44 – Rich Jones  
40 – Manny Leaks  
38 – Donnie Freeman  
36 – 2 tied

---

### ASSISTS

92 – James Silas  
81 – Ron Boone  
80 – Charles Beasley  
62 – Rich Jones  
56 – Cincinnatus Powell  
50 – Mike Gale  
48 – Glen Combs  
46 – George Gervin  
45 – Coby Dietrick  
45 – George Karl

---

### FG MADE

203 – George Gervin  
179 – John Beasley  
165 – Cincinnatus Powell  
123 – Rich Jones  
116 – Donnie Freeman  
111 – Glen Combs  
99 – Charles Beasley  
93 – James Silas  
87 – Swen Nater  
84 – Ron Boone

---

### 3-PT FG MADE

15 – Glen Combs  
6 – Joe Hamilton  
5 – Rich Jones  
4 – George Gervin  
3 – Charles Beasley  
3 – John Beasley  
3 – Ron Boone  
2 – Maurice McHartley  
2 – Levern Tart  
2 – Henry Ward

---

### FT ATTEMPTED

157 – Cincinnatus Powell  
152 – George Gervin  
99 – John Beasley  
82 – James Silas  
79 – Glen Combs  
78 – Charles Beasley  
65 – Rich Jones  
53 – Donnie Freeman  
53 – Manny Leaks  
48 – Maurice McHartley

---

### STEALS\*

24 – Mike Gale  
24 – James Silas  
16 – George Karl  
15 – Coby Dietrick  
15 – George Gervin  
12 – Rich Jones  
5 – Allan Bristow  
5 – Larry Kenon  
4 – Swen Nater  
3 – 2 Tied

---

### BLOCKED SHOTS\*

30 – George Gervin  
20 – Coby Dietrick  
16 – Billy Paultz  
11 – Swen Nater  
10 – Mike Gale  
6 – Rich Jones  
4 – Bird Averitt  
4 – Larry Kenon  
2 – 4 Tied

---

### TURNOVERS

76 – Cincinnatus Powell  
48 – Rich Jones  
47 – Charles Beasley  
47 – George Gervin  
43 – John Beasley  
42 – Ron Boone  
41 – Maurice McHartley  
39 – James Silas  
38 – Glen Combs  
38 – Coby Dietrick

---


### PERSONAL FOULS

102 – Rich Jones  
78 – John Beasley  
73 – Cincinnatus Powell  
72 – George Gervin  
71 – Coby Dietrick  
66 – Charles Beasley  
52 – Ron Boone  
51 – Maurice McHartley  
45 – Bob Bedell  
45 – James Silas

---

\*Steals and Blocked Shots were not recorded until the 1973-74 season

# 1973-74 RECAP



**Swen Nater**

## RECORD

45-39 (27-15 home: 18-24 road)  
Third in Western Division

## HONORS

Swen Nater, ABA Rookie of the Year  
Swen Nater, All-ABA Second Team  
Swen Nater, ABA All-Star  
Rich Jones, ABA All-Star  
Swen Nater, ABA FG Percentage Leader  
Jack Ankerson, ABA Executive of the Year

## PLAYOFFS

Lost to Indiana, First Round 4-3

## SPURS LEADERS


**Scoring:** George Gervin 19.4 ppg  
**Rebounding:** Swen Nater 13.6 rpg  
**Assists:** James Silas 3.8 apg  
**Head Coach:** Tom Nissalke  
**Assistant:** Rudy Davalos

## 1973-74 SEASON NOTES

- The San Antonio Spurs were formed in the summer of 1973 when the Dallas Chaparrals of the ABA were sold to a group of San Antonio investors and moved to the Alamo City.
- Original ownership group was made up of 27 individuals, led by John Schaefer, Red McCombs, Art Burdick and Angelo Drossos.
- The first game in franchise history was a 121-106 loss to the San Diego Conquistadors on 10/10/73 in front of 5,879 fans in the HemisFair Arena ... the Spurs starting five was Rich Jones, Goo Kennedy, Bob Netolicky, Joe Hamilton and James Silas.
- In November the Spurs obtained Swen Nater from the Virginia Squires in exchange for cash and draft picks ... Nater was the Spurs leading rebounder in both 1973-74 and 1974-75.
- On 1/30/74 - in perhaps the biggest move in franchise history - the Spurs purchased George Gervin from the Virginia Squires ... the Iceman went on to play in 11 straight All-Star Games for the Spurs.

## 1973-74 SPURS FINAL STATISTICS (45-39)

PLAYER	G	MIN	2-POINT		3-POINT		FTM-FTA		REBOUNDING				SCORING						
			FGM-FGA	PCT.	FGM-FGA	PCT.	FTM-FTA	PCT.	OFF	DEF	TOT	AVG.	AST	TO	PF	BLK	STL	PTS	AVG.
Gervin	25	783	185-389	.476	0-6	.000	116-136	.853	62	144	206	8.2	45	64	98	34	26	486	19.4
Silas	84	3096	486-1016	.478	0-1	.000	349-420	.831	83	260	343	4.1	319	220	256	8	90	1321	15.7
Jones	78	2843	497-1129	.440	13-46	.283	186-241	.772	170	411	581	7.5	268	145	273	13	70	1219	15.6
Nater	62	2001	383-694	.552	0-1	.000	134-181	.740	248	596	844	13.6	112	153	177	48	26	900	14.5
Hamilton	43	1415	209-498	.420	19-86	.221	92-110	.836	27	89	116	2.7	162	82	92	1	51	567	13.2
Netolicky	19	488	100-195	.513	0-0	.000	29-46	.630	43	58	101	5.3	44	34	21	11	7	229	12.1
Averitt	74	1639	334-862	.387	9-50	.180	156-224	.696	44	77	121	1.6	132	137	166	6	63	851	11.5
Karl	74	1339	228-480	.475	8-22	.364	94-113	.832	41	85	126	1.7	160	92	161	10	65	574	7.8
Detrick	84	2142	251-566	.443	0-3	.000	81-114	.711	200	332	532	6.3	253	151	285	50	89	583	6.9
Chambers	38	579	94-206	.456	0-0	.000	36-48	.750	37	66	103	2.7	42	28	74	3	11	224	5.9
Kennedy	76	1440	194-352	.551	0-0	.000	60-87	.690	121	266	387	5.1	83	79	240	15	59	448	5.9
Brown	2	26	5-6	.833	0-0	.000	0-0	.000	3	3	6	3.0	1	2	4	0	0	10	5.0
Terry	61	1093	131-292	.449	1-2	.500	36-41	.878	67	99	166	2.7	72	33	139	5	18	301	4.9
Hill	60	837	112-233	.481	0-11	.000	45-62	.726	59	113	172	2.9	62	63	145	16	13	269	4.5
Warren	36	486	61-133	.459	0-1	.000	32-35	.914	26	35	61	1.7	38	30	40	5	9	154	4.3
Swift	16	153	22-55	.400	1-12	.083	16-20	.800	5	11	16	1.0	15	13	26	0	3	63	3.9
<b>SPURS</b>	<b>84</b>		<b>3292-7106</b>	<b>.463</b>	<b>51-241</b>	<b>.212</b>	<b>1462-1878</b>	<b>.778</b>	<b>1236</b>	<b>2645</b>	<b>3881</b>	<b>46.2</b>	<b>1808</b>	<b>1326</b>	<b>2197</b>	<b>225</b>	<b>600</b>	<b>8199</b>	<b>97.6</b>
<b>OPPONENTS</b>	<b>84</b>		<b>3042-6592</b>	<b>.461</b>	<b>107-372</b>	<b>.288</b>	<b>1721-2268</b>	<b>.759</b>	<b>1054</b>	<b>2557</b>	<b>3611</b>	<b>43.0</b>	<b>1764</b>	<b>1383</b>	<b>1970</b>	<b>409</b>	<b>601</b>	<b>8126</b>	<b>96.7</b>



**George Gervin**

## RECORD

51-33 (32-10 home; 19-23 road)  
Second in Western Division

## HONORS

George Gervin, All-ABA Second Team  
Swen Nater, All-ABA Second Team  
James Silas, All-ABA Second Team  
George Gervin, ABA All-Star  
Swen Nater, ABA All-Star  
James Silas, ABA All-Star  
Swen Nater, ABA Rebounding Title

## PLAYOFFS

Lost to Indiana, First Round, 4-2

## SPURS LEADERS

**Scoring:** George Gervin 23.4 ppg  
**Rebounding:** Swen Nater 16.4 rpg  
**Assists:** James Silas 4.9 apg

**Head Coach:** Tom Nissalke/Bob Bass  
**Assistant:** Rudy Davalos


## 1974-75 SEASON NOTES

- The City of San Antonio hosted the 1975 ABA All-Star Game ... a crowd of 10,449 was on hand in the HemisFair Arena as the East beat the West 151-124 on 1/28/75 ... the Western squad featured three Spurs – George Gervin, Swen Nater and James Silas.
- During the off-season Angelo Drossos was named Executive Vice President and Chief Operating Officer and John Begzos was named the Spurs General Manager.
- On 12/13/74 the Spurs hired Bob Bass as their head coach, replacing Tom Nissalke.
- George Gervin established himself as a true star ... during the regular season he was seventh in the ABA in scoring, averaging 23.4 ppg, and was also among league leaders in rebounds and blocks ... Gervin was named to the All-ABA Second Team and appeared in his second ABA All-Star Game ... but Gervin's big breakthrough came in the postseason when Bob Bass moved Iceman from small forward to two-guard ... Gervin averaged 34.0 ppg in the series vs. Indiana and the rest, as they say, is history.
- On 2/5/75 George Gervin scored 51 points as the Spurs beat Memphis 143-119 ... Gervin's 51 points that night is the Spurs franchise record for the most points scored in an ABA game.

## 1974-75 SPURS FINAL STATISTICS (51-33)

PLAYER	G	MIN	2-POINT		3-POINT		REBOUNDING				SCORING								
			FGM-FGA	PCT.	FGM-FGA	PCT.	FTM-FTA	PCT.	OFF	DEF	TOT	AVG.	AST	TO	PF	BLK	STL	PTS	AVG.
Gervin	84	3113	767-1600	.479	17-55	.309	380-458	830	247	450	697	8.3	207	249	295	138	131	1965	23.4
Jones	83	3097	636-1430	.445	13-50	.260	287-374	767	247	398	645	7.8	270	210	297	32	88	1598	19.3
Silas	82	3105	578-1134	.510	0-2	.000	430-486	885	73	237	310	3.8	398	230	232	17	111	1586	19.3
Freeman	77	2381	453-1007	.450	0-5	.000	289-352	821	107	77	184	2.4	202	131	169	15	65	1195	15.5
Nater	78	2713	495-913	.542	0-1	.000	185-246	752	369	910	1279	16.4	97	185	240	87	43	1175	15.1
Karl	82	1629	257-511	.503	4-23	.174	137-177	774	47	108	155	1.9	334	158	207	7	96	663	8.1
Dietrick	82	1724	220-440	.500	2-4	.500	76-99	768	191	333	524	6.4	168	117	266	55	82	522	6.4
Warren	71	992	125-258	.484	2-7	.286	77-91	846	42	70	112	1.6	91	68	109	9	35	333	4.7
Terry	79	1186	145-305	.475	3-8	.375	39-53	736	77	140	217	2.8	69	37	146	3	37	338	4.3
Franklin	24	179	32-84	.381	0-1	.000	15-23	652	39	43	82	3.4	10	18	37	2	3	79	3.3
Love	12	64	13-30	.433	0-0	.000	3-4	750	6	18	24	2.0	9	6	16	4	0	29	2.4
Temple	24	102	17-40	.425	0-1	.000	8-10	800	14	17	31	1.3	15	12	29	4	4	42	1.8
<b>SPURS</b>	<b>84</b>		<b>3738-7752</b>	<b>.482</b>	<b>41-157</b>	<b>.261</b>	<b>1926-2373</b>	<b>.812</b>	<b>1459</b>	<b>2801</b>	<b>4260</b>	<b>50.7</b>	<b>1870</b>	<b>1421</b>	<b>2043</b>	<b>373</b>	<b>695</b>	<b>9525</b>	<b>113.4</b>
<b>OPPONENTS</b>	<b>84</b>		<b>3619-7513</b>	<b>.482</b>	<b>112-396</b>	<b>.283</b>	<b>1599-2129</b>	<b>.751</b>	<b>1316</b>	<b>2570</b>	<b>3886</b>	<b>46.3</b>	<b>2082</b>	<b>1392</b>	<b>2157</b>	<b>447</b>	<b>698</b>	<b>9173</b>	<b>109.2</b>

# 1975-76 RECAP



**James Silas**

## RECORD

50-34 (30-12 home: 20-22 road)  
Third in ABA

## HONORS

James Silas, All-ABA First Team  
George Gervin, All-ABA Second Team  
George Gervin, ABA All-Star  
Larry Kenon, ABA All-Star  
Billy Paultz, ABA All-Star  
James Silas, ABA All-Star

## PLAYOFFS

Lost to New York, First Round, 4-3

## SPURS LEADERS

**Scoring:** James Silas 23.8 ppg  
**Rebounding:** Larry Kenon 11.0 rpg  
**Assists:** James Silas 5.4 apg

**Head Coach:** Bob Bass  
**Assistant:** Rudy Davalos

## 1975-76 SEASON NOTES

- The Spurs made a pair of big moves prior to the start of the season ... on 6/3/75 the Spurs sent Swen Nater to the New York Nets for Larry Kenon ... in a related move on the same day the Spurs obtained Mike Gale from the Nets for cash ... then on 9/8/75 the Spurs sent Chuck Terry, Rich Jones, Bobby Warren and Kim Hughes to the Nets in exchange for Billy Paultz ... the moves paid off as both Kenon and Paultz were ABA All-Stars during the 1975-76 campaign.
- James Silas – the Spurs leading scorer and playmaker during the season – broke his right ankle in the first game of their playoff series with the Nets ... the injury put a damper on a great season for Silas ... he was the first Spur ever named to the All-ABA First Team ... he finished the season ranked sixth in the ABA in scoring, fourth in FG percentage, fourth in FT percentage, fifth in assists and ninth in steals.
- The Spurs ranked second in the ABA in attendance, averaging 8,003 fans per game ... the highlight was a then-record crowd of 11,717 who watched a 112-109 loss to the Nets on 11/15/75.
- As a team the Spurs shot an incredible .815 (1,905-2,337) from the free throw line during the 1975-76 season ... five Spurs shot .800 or better from the line ... James Silas led the way with a .872 mark, George Gervin shot .862, Allan Bristow had a .848 mark, Coby Dietrick was .829 and Mike Gale shot an even .800.

## 1975-76 SPURS FINAL STATISTICS (50-34)

PLAYER	G	MIN	2-POINT		3-POINT		FTM-FTA		REBOUNDING				SCORING						
			FGM-FGA	PCT.	FGM-FGA	PCT.	FTM-FTA	PCT.	OFF	DEF	TOT	AVG.	AST	TO	PF	BLK	STL	PTS	AVG.
Silas	84	3112	718-1381	.520	0-2	.000	564-647	.872	111	224	335	4.0	452	254	264	155	24	2000	23.8
Gervin	81	2748	692-1357	.510	14-39	.359	342-397	.862	179	367	546	6.7	201	217	283	110	119	1768	21.8
Kenon	81	2920	646-1343	.481	0-1	.000	221-283	.781	287	602	889	11.0	151	243	173	89	43	1513	18.7
Paultz	83	2958	566-1122	.505	0-1	.000	238-322	.739	210	652	862	10.4	340	231	231	61	253	1370	16.5
Olberding	70	1601	233-462	.504	0-0	.000	161-204	.789	149	276	425	6.1	124	114	197	40	30	627	9.0
Bristow	47	882	125-270	.463	0-1	.000	78-92	.848	68	106	174	3.7	120	63	81	24	2	328	7.0
Gale	78	1776	227-495	.459	3-17	.177	64-80	.800	48	159	207	2.7	246	143	145	124	40	527	6.8
Dietrick	81	1467	199-396	.503	1-7	.143	68-82	.829	109	240	349	4.3	160	112	257	67	43	469	5.8
Karl	75	1200	150-326	.460	0-9	.000	81-106	.764	13	53	66	0.9	250	108	149	60	3	381	5.1
Ward	61	688	148-310	.477	6-23	.261	16-27	.593	45	95	140	2.3	35	45	99	16	10	330	5.4
Owens	39	538	90-182	.495	0-0	.000	46-60	.767	54	101	155	4.0	41	29	97	3	13	226	5.8
Others	42	349	67-173	.387	2-13	.154	26-37	.703	32	44	76	1.8	29	17	58	9	3	166	4.0
<b>SPURS</b>	<b>84</b>		<b>3861-7817</b>	<b>.494</b>	<b>26-113</b>	<b>.230</b>	<b>1905-2337</b>	<b>.815</b>	<b>1305</b>	<b>2919</b>	<b>4224</b>	<b>50.3</b>	<b>2149</b>	<b>1576</b>	<b>2034</b>	<b>758</b>	<b>583</b>	<b>9705</b>	<b>115.5</b>
<b>OPPONENTS</b>	<b>84</b>		<b>3638-7701</b>	<b>.472</b>	<b>122-420</b>	<b>.291</b>	<b>1720-2254</b>	<b>.763</b>	<b>1313</b>	<b>2525</b>	<b>3838</b>	<b>45.7</b>	<b>2029</b>	<b>1475</b>	<b>2120</b>	<b>827</b>	<b>457</b>	<b>9362</b>	<b>111.5</b>